



Edge Sealer 3950 and 4150S Edge Sealer Tape 8914



Product Description

Edge sealing minimizes the adverse effects of rigorous use or prolonged or severe exposure conditions by providing water and contaminant-tight seal between a graphic film and substrate. It is required for some 3M warranted graphics (refer to the base film's Product Bulletin for details). These products also may be applied even after the applied film shows signs of wear, such as edge lifting, to significantly reduce further wear; however, such application does not meet the requirements for warranted graphics.

Edge sealers 3950 and 4150S are single component colorless liquids.

Edge sealer 8914 is a clear tape used to seal vehicle window graphics and for sealing cut edges and seams on watercraft graphics.

Recommended Types of Graphics and End Uses

Refer to the base film or flexible substrate's Product Bulletin for details on specific constructions and any warranty that may apply when using this product.

Limitations of End Uses

The solvent in the edge sealer may attack certain painted surfaces; always test in an inconspicuous area before using.

Characteristics

These are typical values for unprocessed product; processing may change the values. Contact your 3M representative for a custom specification.

Characteristic	Value
Color	3950: Clear liquid 4150S: Clear liquid 8914: Optically clear film
Material	3950: Acrylic/vinyl solution in xylene 4150S: Acrylic solution in xylene 8914: Vinyl film
Minimum viscosity	3950: 300 Centipoise 4150S: 700 Centipoise
Percent solids	3950: 46 +/- 2.5 % 4150S: 38 +/- 2 %
8914 only	Thickness: 2-3.5 mils (0.05 to 0.09) mm Adhesive: Pressure-sensitive Liner: Paper
Chemical resistance	<ul style="list-style-type: none"> Resists mild acids, mild alkalis, and salts. Excellent water resistance. Hydraulic fluid, LD-4, will dissolve 3950 within one hour of exposure.
Application temperature	50° to 100°F (10° to 38°C)
Service temperature range of product in use	-60° to +150°F (-51° to + 65°C)

Prepare the Graphic for Edge Sealing

1. Do not apply edge sealer unless the temperature is above the minimum recommended temperature.
2. Remove any application tape and re-squeegee the edges before applying the edge sealer.
3. Make sure all edges to be sealed are clean, dry and free of contaminants.

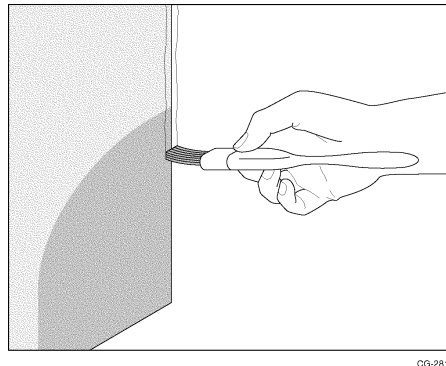
Prepare Edge Sealer 3950 or 4150S for Use

To preserve the unused portion of the edge sealer, transfer the desired amount into a separate disposable container and tightly recap the original container immediately. Leaving the original container open allows air to contaminate, reducing future shelf life.

Applying a Liquid Edge Sealer

1. Do not thin the sealer.
2. Use the dauber supplied with edge sealer or a 1/4 inch (0.6 cm) brush.
3. Wipe any excess edge sealer off the dauber or brush.
4. Hold the brush or the flat edge of the dauber so that it straddles the film and substrate.
5. Pull the dauber or brush along the edge in a smooth, continuous motion. Make sure the entire edge is covered with no gaps. See FIGURE 1.
6. Use opened and/or mixed sealer within two hours and discard any used sealer.
7. Air dry for 24 hours before putting the graphic into service.

FIGURE 1
Applying edge sealer



CG-281A

Applying Edge Sealing Tape 8914

Seal Edges with Strips of Overlaminates

Edge sealing improves the resistance to environmental damage and enhances the durability of the graphics. We recommend using one of these easy options on graphic edges.

This method can be used whether your graphic has overlaminates 8914 or a screen printed clear coat applied.

Apply a 1/2 inch (13 mm) strip of overlaminates 8914 so each strip evenly straddles the perforated film and substrate. Overlap the corners. See FIGURE 2 and FIGURE 3.

Important Note!

Never allow film or overlaminates to touch the rubber window molding.

FIGURE 2
Applying 8914 Edge Sealing Tape

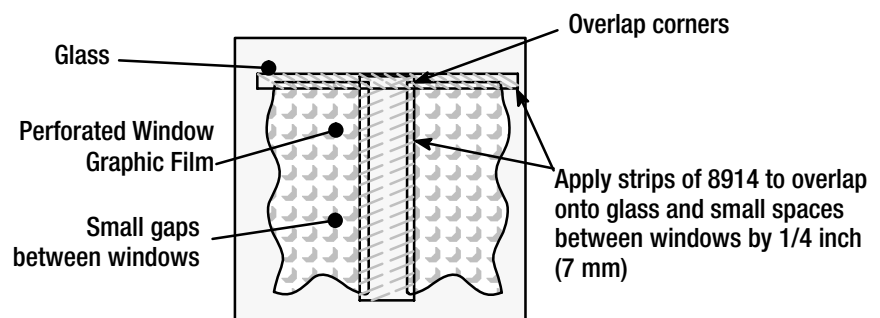
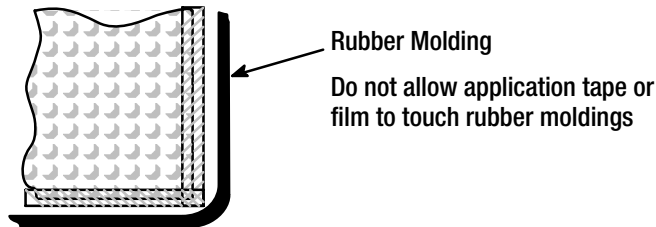


FIGURE 3
Avoid Rubber Moldings



Shelf Life and Storage

- **Sealers 3950 and 4150S Total Shelf Life, unopened, is 2 years.** Cans are marked with both date of manufacture and use by date.
 - Tightly cap the container after each use. Opening the container introduces air that affects future shelf life.
 - Store in a cool, dry environment.
- **Edge Sealing Tape 8914 Total Shelf Life is 3 years** from the date of manufacture on the original box. Up to 2 years unprocessed, **OR** process within 1 year **and** then apply within 1 year of processing.
 - Store in a cool, dry environment.

Health and Safety



CAUTION

When handling any chemical products, read the manufacturers' container labels and the Material Safety Data Sheets (MSDS) for important health, safety and environmental information. To obtain MSDS sheets for 3M products go to 3M.com/MSDS, or by mail or in case of an emergency, call 1-800-364-3577 or 1-651-737-6501.

When using any equipment, always follow the manufacturers' instructions for safe operation.

Warranty and Limited Remedy

The following is made in lieu of all other express or implied warranties, including any implied warranty of **merchantability** or fitness for a particular purpose or implied warranty arising out of a course of dealing, custom or usage of trade: all 3M products are warranted to be free of defects in materials and manufacture at the time of shipment and to meet the specifications stated in this Product Bulletin. 3M will replace or refund the price of any 3M materials that do not meet this warranty within the specified time periods. These remedies are exclusive. **In no case shall 3M be liable for any direct, indirect, or consequential damages, including any labor or non-3M materials charges.**

See the *3M Graphics Market Center Warranty Brochure* at 3Mgraphics.com, which gives the terms, additional limitations of the warranty, if any, and limitations of liability.



Commercial Graphics Division
3M Center, Building 220-12E-04
PO Box 33220
St. Paul, MN 55144-3220 USA
General Info. 1-800-374-6772
Technical Info. 1-800-328-3908
Fax 1-651-736-4233

3M Canada
P.O. Box 5757
London, Ontario
Canada N6A 4T1
1-800-265-1840
Fax 519-452-6245

3M México, S.A. de C.V
Av. Santa Fe No. 55
Col. Santa Fe, Del. Alvaro Obregón
México, D.F. 01210
52-55-52-70-04-00
Fax 52-55-52-70-22-77

3M Puerto Rico, Inc.
Puerto Rico Industrial Park
350 Chardon Avenue, Suite 1100
San Juan PR 00918
787-620-3000
Fax 787-620-3018