

12  
VDC

10  
YEAR  
Product & Labor  
WARRANTY

# We Brighten Your Brands

 **wensco**  
800.253.1569 | [wensco.com](http://wensco.com)



## SloanLED Prism<sup>12</sup>

Premium 12V channel letter  
lighting solution

 **SloanLED**<sup>®</sup>  
Leaders in LED Technology

# The most **powerful** lens-based channel letter lighting solution **just got better.**

**10**  
**YEAR**  
Product & Labor  
**WARRANTY**

The most powerful option in its class, SloanLED Prism<sup>12</sup>

**exceeds expectations** in channel letter and sign box applications with new asymmetrical gradient micro-prism (ASGM) lens for up to 25% wider stroke spacing, top tier LEDs for class-leading efficacy, and CRL perforated, double-sided tape for up to 30% faster installation time. The combination of optical physics and decades of sign industry knowledge, this lens-based module is clearly **on the spectrum of brilliance.**

Constant Current circuit design reduces light loss over long runs

MacAdam Ellipse 3-Step white binning





New asymmetrical gradient micro-prism lens design delivers the widest, most even spread of light and up to

**25% WIDER**  
STROKE SPACING

UP TO  
**20%**

**MORE**  
**MODULES**

PER POWER SUPPLY  
*over previous generation*



- Available in White (7100 K, 6500 K, 5000 K, 4000 K, 3000 K), Red, Orange, Green, and Blue


- Advanced lens design for wider row spacing, combined with top tier LEDs for incredible efficacy, makes SloanLED Prism<sup>12</sup> the most powerful 12 VDC lighting option in its class

- Innovative peel-n-stick, perforated, one-piece release tape liner reduces installation time by up to 30%

- MacAdam Ellipse 3-Step white binning

- Top tier LEDs for increased loading capacity, up to 20% over previous generation

- 10-year parts/labor warranty



## The complete solution for all your lighting needs.

SloanLED channel letter LED lighting products are designed for the whole spectrum of channel letter applications, including face and halo lit, shallow to deep can depths, and routed acrylic letters.



### SloanLED Prism<sup>12</sup>

Premium 12V channel letter lighting solution

MODS/FT	COLORS	LUMENS/MOD	EFFICACY
---------	--------	------------	----------

#### SloanLED Prism<sup>12</sup> Nano+

7.6	White (7200 K, 6500 K, 5000 K, 4000 K, 3000 K), Red, Green, and Blue	Up to 35	Up to 160 lm/W
-----	--	----------	----------------

#### SloanLED Prism<sup>12</sup> Mini

2.0	White (7100 K, 6500 K, 5000 K, 4000 K, 3000 K), Red, Green, and Blue	Up to 50	Up to 132 lm/W
-----	--	----------	----------------

#### SloanLED Prism<sup>12</sup>

1.5	White (7100 K, 6500 K, 5000 K, 4000 K, 3000 K), Red, Orange, Green, and Blue	Up to 124	Up to 135 lm/W
-----	--	-----------	----------------

**Block acrylic signs & small channel letters**  
Channel letter applications 1-3" deep

**Small channel letters**  
Channel letter applications 2-4" deep

**Standard channel letters**  
Channel letter applications 3-8" deep

For more information on our Channel Letter collection of products, visit [SloanLED.com](http://SloanLED.com).

## We're on a power trip.

Constant Current Technology (CCT) is at the heart of SloanLED's product offering, and forms the backbone of SloanLED channel letter products. We introduced CCT to the industry to maintain consistent current levels, eliminating the line loss and voltage drop issues common in many LED lighting systems. CCT provides uniform light output throughout the entire installation, while also preventing damage from overdriving of the LEDs.

## There's no substitute for quality.

SloanLED employs only the highest caliber components to offer superior products with the longest lifespans. In stark contrast to low-priced LED sign lighting manufacturers that drive low-power LEDs at maximum power, maximizing the potential brightness of their products at the expense of longevity. The instant gratification received by overdriving the LEDs sacrifices sustainability and endurance as long term, the reliability and efficacy of these products suffer as more electrical energy turns into heat than light.

# SloanLED Prism<sup>12</sup>

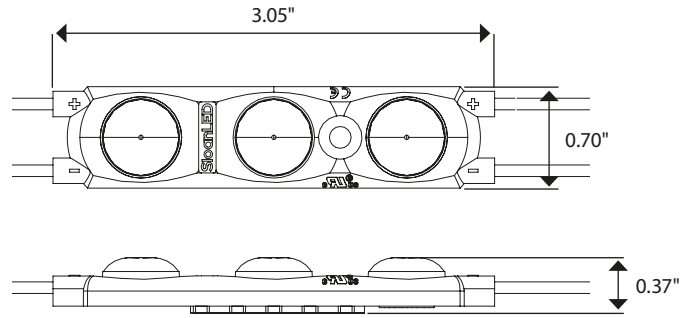


## Specifications

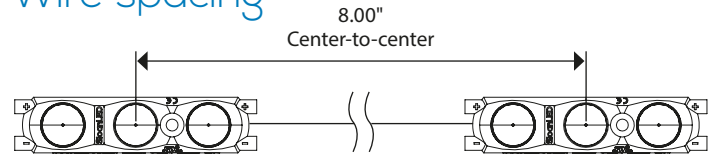
- Dimensions L x W x H** ..... 3.05" x 0.70" x 0.37"
- LEDs per module** ..... 3
- Operating temperature** ..... -40° C to +70° C
- Optional dimming** ..... PWM (Pulse width modulation, SloanLED Universal LED Wireless Dimmer 601115)
- Binning** ..... MacAdam Ellipse 3-Step (whites)
- Protection class** ..... IP66 & IP68\*
- Life rating** ..... >60,000 hours†
- Fastening** ..... Peel-n-stick and mechanical

\* Prism<sup>12</sup> IP68 test parameters are 1.3 m submersion for 30 minutes. Do not mount in submerged application or where module will be directly exposed to prolonged flowing or dripping water.  
 † Configured for Class 2 Output.  
 ‡ Based on LM-80 data for white LEDs.

## Dimensions



## Wire spacing



## Whites

Modules per ft	Color temperature	Part number	Optimal can depth	Power per module	Lumens per module (nominal)	Efficacy	Packaging
1.5	7100 K <sup>‡</sup>	701269-7W12SJ1-MB	3-8"	0.92 W	124	135 lm/W	38.7 ft (58 modules) per bag, 5 bags per carton
	6500 K	701269-6W12SJ1-MB					
	5000 K <sup>‡</sup>	701269-5W12SJ1-MB					
	4000 K <sup>‡</sup>	701269-4W12SJ1-MB					
	3000 K	701269-3W12SJ1-MB					

§ Availability limited: Call to confirm.

## Colors

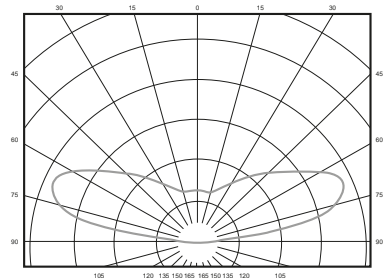
Modules per ft	Color	Nominal wavelength	Part number	Optimal can depth	Power per module	Lumens per module (nominal)	Efficacy	Packaging
1.5	Red	628 nm	701269-RD12SJ1-MB	3-8"	0.72 W	24	33 lm/W	50.0 ft (75 modules) per bag, 4 bags per carton
	Orange	606 nm	701269-OR12SJ1-MB		0.52 W		46 lm/W	69.3 ft (104 modules) per bag, 3 bags per carton
	Green <sup>§</sup>	527 nm	701269-GR12SJ1-MB		0.72 W	59	82 lm/W	50.0 ft (75 modules) per bag, 4 bags per carton
	Blue	471 nm	701269-BL12SJ1-MB			18	25 lm/W	

§ Availability limited: Call to confirm.

## Power Supply Capacity

12 VDC Power supply <sup>†</sup>	SloanLED Prism <sup>12</sup>		
	White (7100 K, 6500 K, 5000 K, 4000 K, 3000 K)	Red, Green, Blue	Orange
20 W Power supply	12.7 ft / 19 mods	16.7 ft / 25 mods	22.7 ft / 34 mods
60 W Power supply	38.7 ft / 58 mods	50.0 ft / 75 mods	69.3 ft / 104 mods
2 x 60 W Power supply	2 x 38.7 ft / 58 mods	2 x 50.0 ft / 75 mods	2 x 69.3 ft / 104 mods

## Luminous Intensity Distribution



### SloanLED Headquarters

5725 Olivas Park Drive, Ventura, CA, USA  
 805.676.3200 • info@SloanLED.com

### SloanLED Europe b.v.

Argonstraat 110, 2718 SN Zoetermeer, NL  
 +31 88 12 44 900 • europe@SloanLED.com



SloanLED.com

