



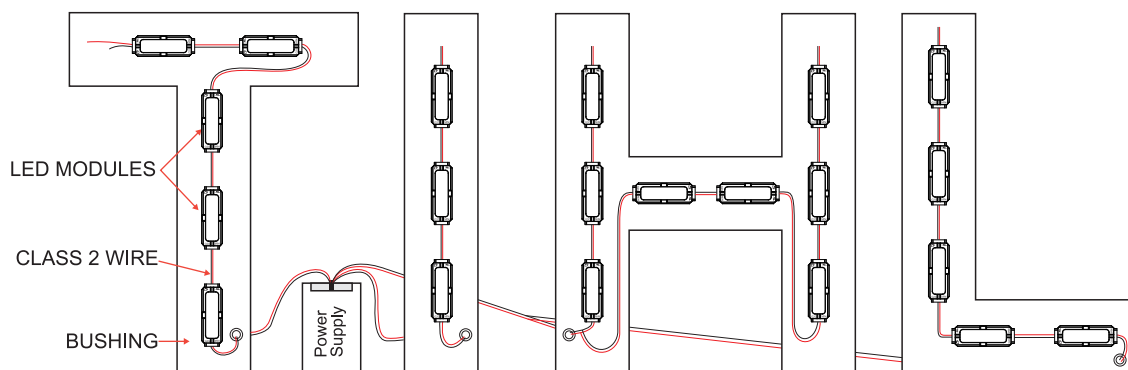
CHANNEL LETTER
LIGHTING
INSTALLATION GUIDE
G2G Micro



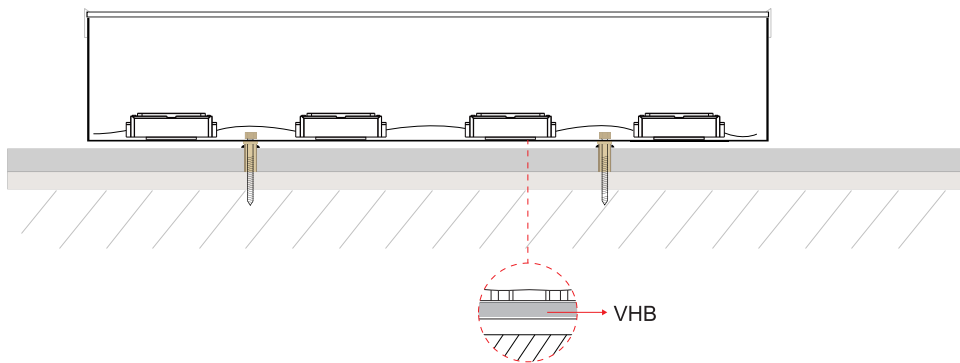
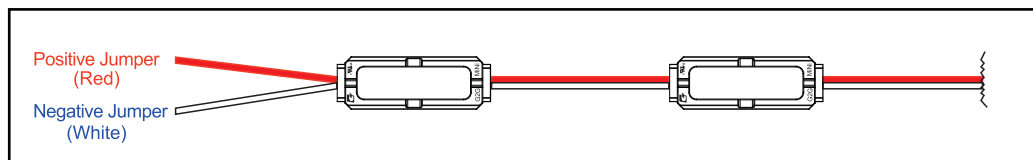
T 973 575 2600 F 973 575 2603
1829 Underwood Blvd, Unit 5, Delran Twp, NJ 08075
www.g2glighting.com

INSTALLATION INSTRUCTIONS

Install length of product in letters by fastening mounting clips with VHB tape(supplied) or mechanically through holes in the clip, or both. Add silicone for additional security if desired (see Figure 2)



Wiring and installation diagram



CHANNEL LETTER

LED LIGHTING

INSTALLATION GUIDE

POWER SUPPLY LOADS

LED Module	PCS / FT (60W)
G2G Micro	140/23

WIRING DIAGRAM

