


LED Cable Box

Paige Rip Strip LED Cable



USE ANYWHERE

Paige POWERSUPPLY BOX
 PAIGE LED CABLE

UL listed for Wet, Damp & Dry Locations

Snap2 box

patent pending

1.0 SCOPE

1.1 This specification covers the transformer enclosure device "LED CABLE BOX" for use with LED Power supplies.

2.0 CONSTRUCTION

- 2.1 Material:**
22 ga. Galvanized 2 piece box.
- 2.2 Inside Dimensions:**
11.50" tall x 7.00" wide x 3" depth
- 2.3 Lower Shelf:**
 - 2.3.1 Seven-Prepunched knock-outs.
 - 2.3.2 One-Predrilled hole for ground lug.
- 2.4 Inner Side Power Source Receiving Channels:**
 - 2.4.1 Each Side has a spring loaded receiving channel.
 - 2.4.2 Each channel will accommodate a single power source no larger than 10.00" tall x 2.00" wide x 1.5" deep.
- 2.5 Top of Sides and Bottom:**
pre-punched with air and condensation relief holes.
- 2.6 Front Cover:**
fastening holes centered so attachment can be made either direction

3.0 POWER SOURCE USAGE

3.1 Will accommodate one or two standard size LED power sources. See 5.2 for max dimensions of power sources

4.0 SURFACE PRINT

4.1 Front Label, inside front cover installation instructions.


5.0 PACKAGING

- 5.1** 10 to a case
- 5.2** Case size 17" x 12.5" x 17"

Anti-Corrosion Power Source Splice

LED Power Source

Primary Wiring





It's specifically designed for LED transformer applications

Paige Electric is proud to introduce our new **SNAP 2**, class 2 power supply box. The **SNAP 2 design** brings added new advantages to both the sign installer and sign repair person. These new improvements incorporated with our previous system, makes the **SNAP 2** just the power supply box you want and need.

The Paige **SNAP 2** is the **only** product that brings you all of the following features in one unit:

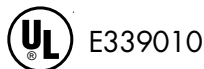

- One or two power sources can be installed.
- No screws are required to anchor the power sources to the box.
- Can be used indoors or outdoors.
- Faster installation in new sign installs.
- Faster replacements when maintenance is required.
- Easy to separate primary wiring (120/277 VAC) from secondary wires.
- Minimum of 5 secondary knock-outs, Plus 2 primary knock-outs.
- All class 2 power sources meeting the following maximum dimensions will fit; 2 inches wide x 1.5 inches deep x 10 inches long.
- Much larger choice of power sources that will fit.

It is just a snap!!!

Important Notice: We have been asked by many sign distributors to include a 1/2 inch diameter hole/knockout in the bottom of our units for the installation of a toggle switch disconnect. Paige cannot for safety reasons and NEC Code requirements.

First, the NEC requires that the disconnect be remote from the sign and the the switch disconnect all non-grounding conductors simultaneously.

Second, all competitors using toggle switches have ignored the inherent fact that, when switched off, the primary wiring is still energized within the box making it extremely dangerous for someone who has switched off the toggle switch thinking is has disconnected the primary from the unit. It has only turned off the power to the power sources not the power to the box.



patent pending